



NAUTIQUE
SURFING • RIDING • SKIING

Two Thousand Nineteen



What it means to own a Nautique

At Nautique, we celebrate a 94-year history of being focused on pleasing our customers. Inherently, that philosophy trickles into everything we do as a company and unifies us with a common goal. From design to creation, marketing to sales, right down to the delivery of your new boat by your dealer, we want the entire experience of Nautique ownership to be an enjoyable one.

It all starts with producing great products. We deliver the best possible watersports boats on the market and do so with unrelenting innovation and a dedication to quality. For us, making sure you have the best boat on the water ensures you'll have worry-free days of having fun and making lifelong memories.

What also comes with ownership is the sense of community you get with being a part of something bigger. Nautique owners stand together as part of a rich culture that spans almost a century, and our Nautique family is the fabric of what makes our brand so special.

For 2019, we proudly offer the very best boat for every type of watersports enthusiast out there. From our award-winning G-Series, the versatile GS-Series to our revolutionary Ski Nautique, there's something in our line-up for everyone.

We appreciate your time in getting to know our offerings for 2019, as we know that doing your research will ultimately land you in the Nautique that's right for you. Enjoy the search knowing that the best day still awaits, the one when you step aboard your new Nautique.



Greg Meloon - President
Nautique Boat Company

"Be joyful in hope, patient in affliction, faithful in prayer."
- Romans 12:12















Ownership with Peace of Mind

5-YEAR, 1K-HOUR WARRANTY

There's a higher level of comfort when you purchase a new Nautique thanks to our 5-Year Transferable Warranty*. Over the course of our 94-year history we have built a reputation on creating trust and loyalty with our owners by always having their back. We want you to have the best ownership experience possible, that's why we go through great lengths to make certain you are enjoying your Nautique precisely the way it was designed.

*Nautique warrants to the original owner or user, that each new 2019 Nautique boat, as originally manufactured by Nautique, shall under normal authorized use be free of defect in material and workmanship for a period of five (5) years or 1,000 hours from the date of delivery (whichever comes first). This warranty applies to factory-installed components including boat parts, options or other components not manufactured by Nautique Boat Company and is transferable one-time only to the second owner.






Shaping Your Endless Wave

NAUTIQUE SURF SYSTEM

Discovering your love of surfing doesn't only need to be found along the coast. Inland waterways turn into surfing paradises when your boat comes equipped with the Nautique Surf System (NSS). Get behind the boat and experience the freedom of carving your own personal endless wave on any 2019 Super Air Nautique model. Our NSS shapes up customizable surf waves so that you and your friends can be living the dream all summer long.





Ownership that comes with Honors

THE PEOPLE HAVE SPOKEN

Whenever riders, skiers and watersports fans around the globe are asked their preferred towboat, we hear "Nautique" time and time again. This year, Nautique was awarded Favorite Boat Brand by the readers of Wakeboarding Magazine, the Super Air Nautique G23 earned Wakeboard Boat of the Year for the 6th time by WakeWorld, and we also earned the CSI Award for Customer Satisfaction for the 12th year in a row by the NMMA. The people have spoken, and their choice is Nautique.



marine industry★
CSI
award

Riders Choice
WAKEWORLD



6X WAKEBOARD
BOAT OF THE YEAR

W



2018
READER'S POLL
WINNER

Built with Attention to Detail

HANDCRAFTED QUALITY

Our team of skilled craftsmen and women takes pride in the products they produce. Built and assembled at our factory in Orlando, Florida, each Nautique is given the care and attention to detail that only a handmade product can receive. You'll notice a higher level of quality the moment you step onboard any one of our 2019 models, and you'll know that you're in a Nautique.





Super Air Nautique Series

G25 | G23 | G21 | GS24 | GS22 | GS20 | 230 | 210

A HISTORY OF STARTING REVOLUTIONS

The Super Air Nautique Series has a reputation for altering the course of watersports. Through innovative design and performance, each model brings something to the table not found anywhere else on the market today. Whether you are just starting out or at the top of your game, the Super Air Nautique Series has a model that will produce wakes and waves that are ready to make you an even better surfer, skier or wakeboarder.



G25



25' (7.62 m)
LENGTH OVERALL

102" (2.59 m)
BEAM

6,400 lbs (2,903 kg)
APPROX DRY WEIGHT

83 gal (314.2 l)
FUEL CAPACITY

19 People / 2,800 lbs (1,270 kg)
MAX CAPACITY

2,850 lbs (1,293 kg)
MAX FACTORY BALLAST

450 / 550 hp
HORSEPOWER

G23



23' (7.01 m)
LENGTH OVERALL

102" (2.59 m)
BEAM

5,900 lbs (2,676 kg)
APPROX DRY WEIGHT

65 gal (246.1 l)
FUEL CAPACITY

16 People / 2,500 lbs (1,134 kg)
MAX CAPACITY

2,850 lbs (1,293 kg)
MAX FACTORY BALLAST

450 / 550 hp
HORSEPOWER

G21



21' 6" (6.55 m)
LENGTH OVERALL

102" (2.59 m)
BEAM

5,550 lbs (2,517 kg)
APPROX DRY WEIGHT

46.5 gal (176 l)
FUEL CAPACITY

14 People / 2,200 lbs (998 kg)
MAX CAPACITY

2,850 lbs (1,293 kg)
MAX FACTORY BALLAST

400 / 355 / 450 / 550 hp
HORSEPOWER

GS24



24' (7.31 m)
LENGTH OVERALL

100" (2.54 m)
BEAM

5,100 lbs (2,313 kg)
APPROX DRY WEIGHT

68 gal (257.4 l)
FUEL CAPACITY

17 People / 2,650 lbs (1,202 kg)
MAX CAPACITY

2,500 lbs (1,134 kg)
MAX FACTORY BALLAST

400 / 355 / 450 / 550 hp
HORSEPOWER

GS22



22' (6.70 m)
LENGTH OVERALL

100" (2.54 m)
BEAM

4,750 lbs (2,227 kg)
APPROX DRY WEIGHT

51 gal (193 l)
FUEL CAPACITY

15 People / 2,200 lbs (998 kg)
MAX CAPACITY

2,250 lbs (1,021 kg)
MAX FACTORY BALLAST

400 / 355 / 450 hp
HORSEPOWER

GS20



20' (6.10 m)
LENGTH OVERALL

100" (2.54 m)
BEAM

4,500 lbs (2,041 kg)
APPROX DRY WEIGHT

39 gal (147.6 l)
FUEL CAPACITY

12 People / 1,850 lbs (839 kg)
MAX CAPACITY

1,850 lbs (839 kg)
MAX FACTORY BALLAST

400 / 355 / 450 hp
HORSEPOWER

230



23' 1.5" (7.05 m)
LENGTH OVERALL

100.5" (2.55 m)
BEAM

4,650 lbs (2,109 kg)
APPROX DRY WEIGHT

47 gal (177.9 l)
FUEL CAPACITY

15 People / 2,300 lbs (1,043 kg)
MAX CAPACITY

2,100 lbs (953 kg)
MAX FACTORY BALLAST

400 / 355 / 450 hp
HORSEPOWER

210



21' (6.40 m)
LENGTH OVERALL

98" (2.49 m)
BEAM

4,200 lbs (1,905 kg)
APPROX DRY WEIGHT

37 gal (140.1 l)
FUEL CAPACITY

12 People / 1,850 lbs (839 kg)
MAX CAPACITY

1,750 lbs (794 kg)
MAX FACTORY BALLAST

400 / 355 / 450 hp
HORSEPOWER

Where Bigger Really is Better



G25

SUPER AIR NAUTIQUE

As the largest boat in the line, the Super Air Nautique G25 has room for 19 people and enough storage space to fit all the gear you need for a full day on the lake. With the latest features and innovations, the G25 is packed with the most luxurious and comfortable seating arrangements on the market. Add that to some of the best surf waves and wakeboard wakes, and the G25 is ready to deliver good times for all of your friends and family.

**LENGTH**

25' (7.62 m)

DRAFT

25" (0.64 m)

DRY WEIGHT

6,400 lbs (2,903 kg)

HORSEPOWER

450 / 550 hp

MAX CAPACITY

19 People / 2,800 lbs (1,270 kg)

BEAM

102" (2.59 m)

FUEL CAPACITY

83 gal (314.2 l)

MAX FACTORY BALLAST

2,850 lbs (1,293 kg)



*Dry weight represents a boat equipped with all factory installed options, minus fuel.





Experience the Best



G23

SUPER AIR NAUTIQUE

The boat that leads the industry and the 6X Wakeboard Boat of the Year in the WakeWorld Rider's Choice Awards, the G23 stands alone as the number one choice for riders around the world. Quality, innovation and luxury go hand-in-hand with this revolutionary model that is designed to maximize the fun during your days on the water. The best wakes, the best surf waves and all the high-end refinements you've come to know from a Super Air Nautique, that's the G23.

**LENGTH**

23' (7.01 m)

DRAFT

25" (0.64 m)

DRY WEIGHT

5,900 lbs (2,676 kg)

HORSEPOWER

450 / 550 hp

MAX CAPACITY

16 People / 2,500 lbs (1,134 kg)

BEAM

102" (2.59 m)

FUEL CAPACITY


65 gal (246.1 l)

MAX FACTORY BALLAST

2,850 lbs (1,293 kg)



*Dry weight represents a boat equipped with all factory installed options, minus fuel.





Born from Legendary Lineage



G21

SUPER AIR NAUTIQUE

With the legendary design and performance characteristics from the G-Series models, the G21 owns the 21-foot size-class. Every inch of space was purposefully designed to maximize storage throughout the boat and provide comfortable seating arrangements for up to 14 people. The G21 produces world-class wakes and surf waves and is packed with all the latest technology; just what you expect from a Nautique.

**LENGTH**

21' 6" (6.55 m)

DRAFT

25" (0.64 m)

DRY WEIGHT

5,550 lbs (2,517 kg)

HORSEPOWER

400 / 355 / 450 / 550 hp

MAX CAPACITY

14 People / 2,200 lbs (998 kg)

BEAM

102" (2.59 m)

FUEL CAPACITY

46.5 gal (176 l)

MAX FACTORY BALLAST

2,850 lbs (1,293 kg)

*Dry weight represents a boat equipped with all factory installed options, minus fuel.







Innovation to the Next Degree



GS24

SUPER AIR NAUTIQUE

As the largest boat in our GS-Series, this 24-foot multi-sport boat lets everyone enjoy the versatile performance these models are known for. With room for 17, the GS24 also boasts all of the amenities and luxurious comforts you've come to expect in a Nautique. From surfing endless waves to enjoying a sunset cruise with your whole crew, the GS24 was designed to make everyone onboard happy and looking forward to the next time on the water.



LENGTH

24' (7.31 m)

DRAFT

29.25" (0.743 m)

DRY WEIGHT

5,100 lbs (2,313 kg)

HORSEPOWER

400 / 355 / 450 / 550 hp

MAX CAPACITY

17 People / 2,650 lbs (1,202 kg)

BEAM

100" (2.54 m)

FUEL CAPACITY

68 gal (257.4 l)

MAX FACTORY BALLAST

2,500 lbs (1,134 kg)



*Dry weight represents a boat equipped with all factory installed options, minus fuel.





Versatility at its Very Best



GS22

SUPER AIR NAUTIQUE

Our most popular boat in the GS family, the GS22 is the perfect boat that does it all. With hull versatility derived from the iconic Ski Nautique and Super Air Nautique G23, this boat is perfect for any crew who wants to have fun surfing, skiing and wakeboarding. A well-appointed interior packed with all the latest innovations, the GS22 is ready to bring the good times to everyone who steps aboard.



LENGTH

22' (6.70 m)

DRAFT

27.6" (0.70 m)

DRY WEIGHT

4,750 lbs (2,227 kg)

HORSEPOWER

400 / 355 / 450 hp

MAX CAPACITY

15 People / 2,200 lbs (998 kg)

BEAM

100" (2.54 m)

FUEL CAPACITY

51 gal (193 l)

MAX FACTORY BALLAST

2,250 lbs (1,021 kg)



*Dry weight represents a boat equipped with all factory installed options, minus fuel.





The Ultimate Multi-Sport Machine



GS20

SUPER AIR NAUTIQUE

The GS20 is the most versatile 20-foot boat on the market and was made to put a smile on your face no matter what watersports activity you choose. With this multi-purpose hull you can wakesurf, waterski or wakeboard at high levels due to its unique attributes taken from the Ski Nautique and award-winning G23. Sleek lines, great performance and built from extremely high-quality materials; the GS20 is one of the most popular models in the Nautique line for a reason.



LENGTH

20' (6.10 m)

DRAFT

27" (0.69 m)

DRY WEIGHT

4,500 lbs (2,041 kg)

HORSEPOWER

400 / 355 / 450 hp

MAX CAPACITY

12 People / 1,850 lbs (839 kg)

BEAM

100" (2.54 m)

FUEL CAPACITY

39 gal (147.6 l)

MAX FACTORY BALLAST

1,850 lbs (839 kg)



*Dry weight represents a boat equipped with all factory installed options, minus fuel.





At the Core of all Things Wake



230

SUPER AIR NAUTIQUE

The Super Air Nautique 230 offers room for everyone in this 23-foot dream machine. Hanging its hat on modern-day wake performance with a sleek traditional look, this model has been built with state-of-the-art engineering and high-quality materials. Being part of the Super Air Nautique lineage means it's all about the wake, and the 230 throws out clean and consistent wakes and surf waves for every level of rider. Come experience what the 230 can offer you.



LENGTH

23' 1.5" (7.05 m)

DRAFT

29" (0.74 m)

DRY WEIGHT

4,650 lbs (2,109 kg)

HORSEPOWER

400 / 355 / 450 hp

MAX CAPACITY

15 People / 2,300 lbs (1,043 kg)

BEAM

100.5" (2.55 m)

FUEL CAPACITY

47 gal (177.9 l)

MAX FACTORY BALLAST

2,100 lbs (953 kg)

*Dry weight represents a boat equipped with all factory installed options, minus fuel.







The True 21-foot Icon



210

SUPER AIR NAUTIQUE

One of the most iconic boats in the watersports world, the Super Air Nautique 210 boasts all of the technology you want and need out of a modern-day wake boat. Keeping true to the timeless traditional bow appeal, the 210 has a hull capable of offering up superb surf waves and wakeboard wakes. A mainstay in the Nautique line, the 210 is ready for you to get out there and enjoy all the quality and performance this 21-footer has to offer.

**LENGTH**

21' (6.40 m)

DRAFT

28" (0.71 m)

DRY WEIGHT

4,200 lbs (1,905 kg)

HORSEPOWER

400 / 355 / 450 hp

MAX CAPACITY

12 People / 1,850 lbs (839 kg)

BEAM

98" (2.49 m)

FUEL CAPACITY

37 gal (140.1 l)

MAX FACTORY BALLAST

1,750 lbs (794 kg)

*Dry weight represents a boat equipped with all factory installed options, minus fuel.







Ski Nautique

WHERE IT ALL BEGAN

Look back at the timeline of waterskiing and the Ski Nautique will be at the forefront of record-breaking performances every step of the way.

That's been the case because of our unwavering pursuit of perfection with each iteration of the Ski Nautique, and this version is no different.

A boat that has made history at our company time and time again is ready to do it again, this time with you.



An Icon Reinvented



SKI NAUTIQUE

Tradition. Innovation. Performance. Craftsmanship. When a rare combination of elements like these come together in a ski boat, it's sure to provide a waterskiing experience unlike anything before. With a blended carbon fiber and fiberglass construction method that creates the perfect balance of strength and weight, this new icon is lighter than any other ski boat on the market and creates the softest wakes imaginable. Add that to the brand-new MicroTuner® technology and the All-New 2019 Ski Nautique is the best waterski boat ever created. A new era in 3-event waterskiing is here.



LENGTH

20' (6.10 m)

DRAFT

21" (0.53 m)

DRY WEIGHT

2,945 lbs (1,336 kg)

HORSEPOWER

400 / 355 / 450 hp

MAX CAPACITY

7 People / 1,450 lbs (658 kg)

BEAM

98" (2.49 m)

FUEL CAPACITY

29 gal (109.8 l)

MAX FACTORY BALLAST

400 lbs (181.4 kg)

*Dry weight represents a boat equipped with all factory installed options, minus fuel.







Nautique 200

MADE FOR EVERYTHING

Built for the waterski family, school or camp that wants the strong performance and quality characteristics of a Nautique, we're proud to bring the Nautique 200 to the table. With standard options that give this workhorse the tools it needs to pull skiers and riders through the course or on the open lake, the brand-new Nautique 200 is a surefire way to keep smiles on faces all summer long.



NAUTIQUE

Utility and Craftsmanship



NAUTIQUE 200

Whether you want to run down the course, pull a free-skier or just have fun behind the boat, the brand-new 2019 Nautique 200 is ready. Designed off the hull of our record-breaking Ski Nautique 200, this model comes with an open interior design providing tons of space. With an open-bow format for seating up to 9 people and great waterski performance in a versatile package, the Nautique 200 is here.



LENGTH

20' (6.10 m)

DRAFT

22" (0.56 m)

DRY WEIGHT

3,400 lbs (1,542 kg)

HORSEPOWER

400 hp

MAX CAPACITY

9 People / 1,450 lbs (658 kg)

BEAM

95" (2.41 m)

FUEL CAPACITY

27 gal (102.1 l)



*Dry weight represents a boat equipped with all factory installed options, minus fuel.





The Ultimate Sound Experience

JL AUDIO®

YOU DESERVE THE BEST

Each element of the comprehensive JL Audio stereo system has been designed to perform seamlessly with one another to produce the best on-water sound experience imaginable. Nautique models include the JL Audio MM100s head unit that delivers crisp and clear sound to the JL Audio speakers on board, all of which are powered by JL Audio amplifiers. Each Super Air Nautique comes with a great standard package; additional options are available depending on the boat model that can include JL Audio subwoofers, tower speakers, additional zone control and our exclusive JL WaveFront™ technology. New for 2019, all G-Series models include the JL Audio M6 speakers for the tower and in-boat.





A Brand You Can Depend On



POWER AND RELIABILITY

Over 40 years of experience is what goes into the engine compartment of every Nautique. The team at Pleasurecraft® Marine Engine Company takes a meticulous approach to creating the most powerful, reliable and technologically-advanced power plants on the towboat market, and it shows with how they perform on the water. Committed to the idea that every component, every piece and every part of the engine contributes to the overall performance has been embodied in an approach PCM calls: HYPERFORMANCE. This attention to every detail along with the innovation incorporated by GM® Marine Engine Technology and direct-injection methods has given PCM the leading edge over any other marine engine manufacturer in the market.





ZR4 - 400HP

Providing incredible power while still remaining fuel efficient and quiet, the ZR4 provides you with a remarkably smooth ride.

H5DI - 355HP

The Direct-Injection H5 delivers the performance that watersports die-hards desire, while providing them the efficiency they didn't think was possible.

H6DI - 450HP

With class-leading Horsepower, Torque, and Overall Performance, the Direct-Injection H6 provides unmatched performance.

XR7 - 550HP

The XR7 Supercharged engine offers an incredible amount of power with the reliability you've come to know from a PCM engine.

XS7 - 550HP

The ultimate Supercharged engine for the watersports enthusiast who wants remarkable performance with an added aesthetic appeal.

Saltwater Adventures Await

G25 | G23 | G21 | GS24 | GS22 | GS20 | 230 | 210

NAUTIQUE COASTAL EDITION

If saltwater and brackish waterways are where you spend your time on the water, then the Nautique Coastal Edition is made just for you. A special package available on any Super Air Nautique model, the Coastal Edition includes corrosion-resistant features throughout the boat that protect vital parts from the abuse of saltwater use. Whether you utilize your Nautique in a tropical paradise or an intra-coastal waterway, the Coastal Edition keeps your Nautique as happy as you are riding in it.





Interior Colors



MYSTIC WHITE FROST GREY SAHARA SAND MOJAVE BROWN




TUNGSTEN GREY ONYX BLACK VICTORY RED SOLAR RED



CANARY YELLOW TAHITIAN LIME STEEL BLUE REEF BLUE



MASTERS BLUE ADMIRAL BLUE GUNMETAL FLAKE



CARBONA CETACEA

Texture Colors

Textures come in Mystic White, Frost Grey, Sahara Sand, Mojave Brown, Tungsten Grey and Onyx Black.


Exterior Colors



MYSTIC WHITE TUNGSTEN GREY ONYX BLACK VICTORY RED




SOLAR RED CANARY YELLOW TAHITIAN LIME REEF BLUE



MASTERS BLUE ADMIRAL BLUE GUNMETAL FLAKE JET BLACK METAL FLAKE



MEDALLION METAL FLAKE VICTORY RED METAL FLAKE SOLAR RED METAL FLAKE STEEL BLUE METAL FLAKE



REEF BLUE METAL FLAKE MASTERS BLUE METAL FLAKE ADMIRAL BLUE METAL FLAKE









14700 Aerospace Parkway
Orlando, Florida 32832 USA

nautique.com • 1-800-346-2092
©2019 Nautique Boat Company, Inc.

Connect with us:

